

INSTALLATION MANUAL



OC-12 IMPEDANCE MATCHING SYSTEM

The OC-12 is AUDIOPLEX TECHNOLOGY® latest innovative impedance matching system. Its high efficiency auto-transformers ensure no significant power loss under any load condition. The OC-12 is designed to be inserted between the power amplifier and up to 12 stereo speaker pair locations. It incorporates direct PC board construction to minimize bad wiring connections.

The unit contains two high powered auto-transformers with switch selectable taps for the ultimate in convenience, allowing maximum power transfer while maintaining a safe load of 4 Ohms or higher regardless of the number of speakers in use. With the impedance selector switch optimally set there will be a level drop, but full amplifier output will be available divided equally among the 12 speaker outputs.

The unit is capable of transforming a 1/3 Ohm load to appear as a 4 Ohm load to the amplifier, which is equivalent to 12-4 Ohm or 24-8 Ohm speakers operating simultaneously. A unique high-pass filter is included to prevent very low frequency (subsonic) information transferring to the impedance matching system. The high pass filter reduces sub-audible audio overloading, which causes a transformer impedance drop. This leads to transformer core saturation and the resulting impedance drop transients caused by excessive low frequency power input. Removing these undesirable effects permits higher power operation in the main audio spectrum without amplifier shutdown, even when heavy bass is present. This also assures more consistent operation, with fewer call backs because of distribution system breakdown.

The OC-12 is available either as a free-standing or rack mountable model.

WARRANTY:

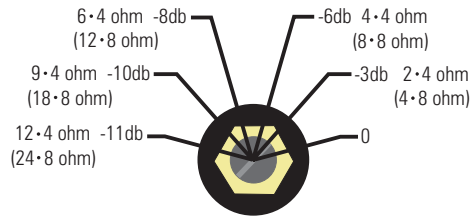

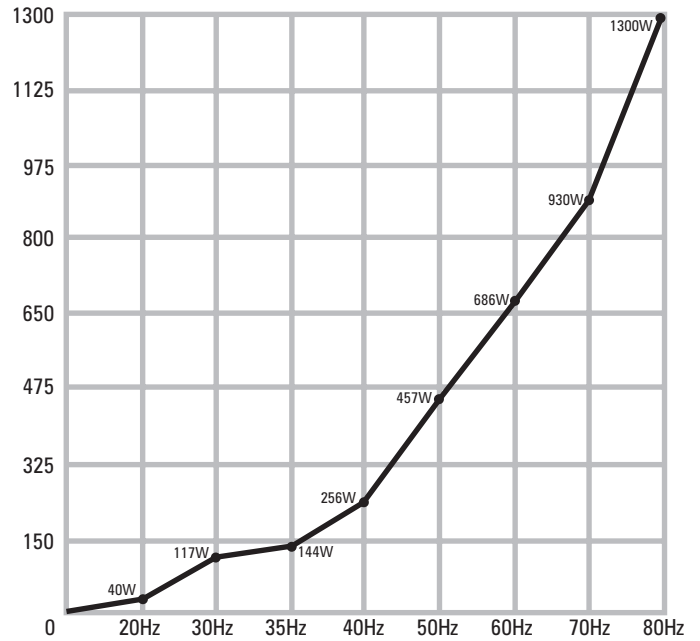
Your AUDIOPLEX TECHNOLOGY® OC-12 Impedance Matching System is covered by a Lifetime warranty against any defects in workmanship and materials. Any defects will be remedied without charge for labor or parts.

Damage incurred by shipping or accident is not considered to be a defect, and not covered by this warranty. AUDIOPLEX TECHNOLOGY®, is not responsible for defective operation caused by abuse or by modification or service by any unauthorized person or agency.

The unit must be properly installed and operated according to instructions for the warranty to apply. Any necessary servicing must be done by AUDIOPLEX TECHNOLOGY®. The product must be returned expenses prepaid, with written authorization from the company. The unit must be shipped with the proof of purchase and in the original carton and packing material to avoid damage. This warranty gives you specific legal rights. You may have other rights which vary from state to state.

SPECIFICATIONS

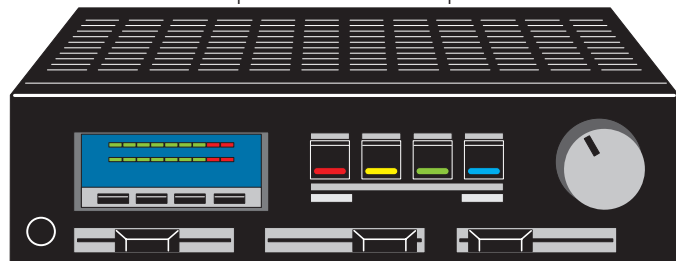
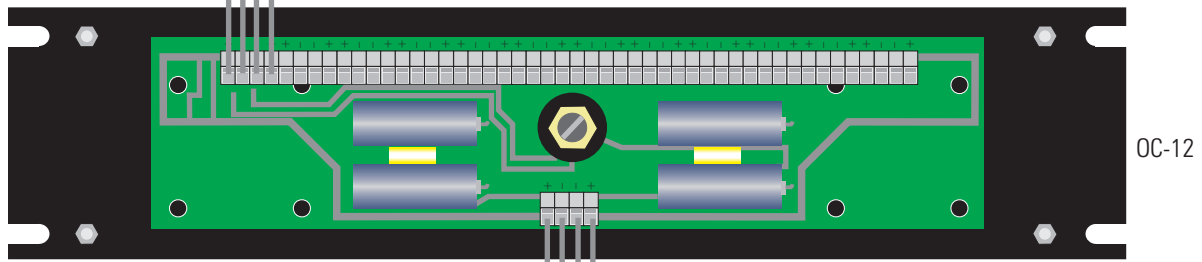
Frequency Response: 20Hz - 20KHz + 0.5db, -2.0db.
 Size: 19" L x 3.5" W x 4" H.
 Power Rating: See chart.
 Six rubber feet, six black screws and nuts are included.



Enlarge Diagram of the Impedance Selector Switch.



The wiring procedure is the same for the other 11 speaker pairs.



RECEIVER (AMPLIFIER)

© 1999 - 4/29/99

AUDIOPLEX TECHNOLOGY®
 404 GWH P.O. BOX 440
 MELVIN VILLAGE, N.H. 03850
 1-800-257-2077 IN N.H. 1-603-544-8601
 FAX: 1-603-544-8901