



LENTEK INTERNATIONAL INC.
3700 Commerce Blvd. • Kissimmee, FL. 34741
Phone: 407•857•8786
Fax: 407•857•4045
Toll Free: 888•3LENTEK (353-6835)
Email: customerservice@lenteck.com
www.lenteck.com



BITING INSECT REPELLENT

Directions for Use



Dear Customer,

Thank you and congratulations on your purchase of this ingenious device. This product is the latest in new technology from Lentek™. Your satisfaction is very important to us.

Visit our website at: www.lentek.com and view the rest of our products, such as our Pet Appliance, Home Comfort, Wine Collection, Housewares and PestContro®. While you're there, register your new purchase, sign up to receive our newsletter, and learn more about our company.

Questions can also be asked on our website, or you can call: 1-888-3-LENTEK, or 407-857-8786 or contact your local Lentek dealer.

We look forward to serving you, now and in the future.

Enjoy!

Lou Lentine

Lou Lentine
President



ONE YEAR LIMITED WARRANTY

Purchase Date: _____ ITEM# (above UPC code) _____

This Limited Warranty is effective upon purchase date. Please fill out the separate registration card and mail.

1. Lentek International warrants this product to be free of manufacturing defects. Should any such defect develop or become evident within ONE year from the date of purchase, Lentek International will replace the entire product or, at its option, repair or replace the defective part(s) without charge.

To Return Unit:

2. Securely pack the entire unit. Be sure the carton clearly identifies the sender by name and address. Attach a letter or card describing the nature of the defect. The original receipt of the purchase must be included in the returned package to be eligible for warranty coverage.

3. This warranty is void if the damage or malfunction is due to abuse or failure to operate the product in accordance with the instructions and/or on the recommended electrical current.

Mail prepaid via insured parcel post to:

**LENTEK INTERNATIONAL, INC.
3600 COMMERCE BLVD. • DOCK #7
KISSIMMEE, FL 34741**

3. Bite Shield starts to work immediately.

Figure 4

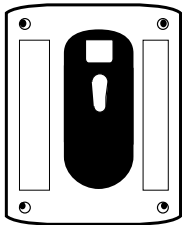
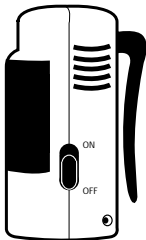


Figure 5



The Bite Shield repels biting insects up to a 15ft radius. The invisible active ingredient in the MM30 is dispersed by the Bite Shield fan. The special repellent cartridge used in the Bite Shield unit assures stable operation and continuous peak efficiency.

Contents:

1- MM30, Bite Shield Portable 2- Refill Cartridges

AROMATIC - Emits a pleasing fragrance while it works.

ECONOMICAL - Each cartridge lasts up to 120 hours

EASY TO USE - Just slide a cartridge in the unit and turn it on.

CLEAN - Smokeless; will not soil walls or furnishings.

FAST RESULTS - The Bite Shield starts to work the moment its turned on.

Storage:

We recommend storing unit in a sealable plastic bag to extend the life of the Bite Shield cartridge.

For replacement cartridges, contact your local retailer or call 888-3-LENTEK.

Active ingredient: Geraniol 30%

Inert ingredient: Polyethylene pellets 70%

**EASY TO USE • CLEAN AND
FRAGRANT • LONG LASTING
• ECONOMICAL**

BATTERY INSTALLATION:

1. Remove battery compartment cover located on the bottom of the Bite Shield.
2. Install two (2) "AA" batteries (not included) as indicated inside compartment (Figure 1).
3. Replace compartment cover.

NOTE: AC Adapter can be used - 3 Volts DC, 100mA, Positive Tip.

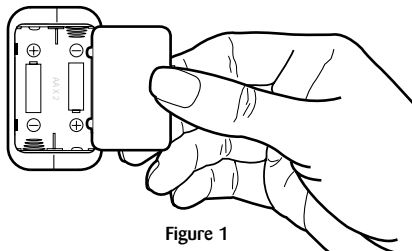


Figure 1

REPELLENT CARTRIDGE INSTALLATION:

1. Remove repellent cartridge from airtight package (Figure 2).
2. Line up mounting slots on the Bite Shield and cartridge.

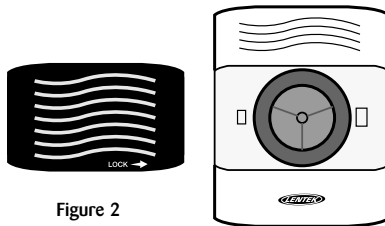


Figure 2

3. Slide the repellent cartridge to the right (Figure 3) (Direction of arrow labeled "LOCK" on cartridge) with front of unit facing you.

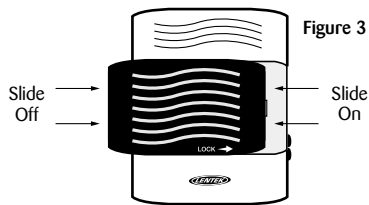


Figure 3

OPERATION:

1. Place, hang or clip the Bite Shield where it will be most effective (Figure 4).
 - A. Centrally located on a table.
 - B. Conveniently hangs from a nail on a wall.
2. Slide the power switch to the ON position (Figure 5).